

COCHIN SHIPYARD LIMITED

KOCHI-15

(P&A Department)

No. P&A/6(126)/17-Vol-II

28 Nov 2018

**NOTIFICATION FOR ENGAGEMENT OF GRADUATE/TECHNICIAN (DIPLOMA)
APPRENTICES UNDER APPRENTICESHIP (AMENDMENT) ACT 1973**

Cochin Shipyard Limited (CSL), a listed premier Mini Ratna Company of Govt. of India, invites **Online application** from eligible Graduate/Diploma holders in Engineering and Diploma holders in Commercial Practice, for undergoing **one year** Apprenticeship training under the Apprenticeship (Amendment) Act 1973.

I. A. Category – I Graduate Apprentices:-

Sl. No.	Discipline	Number of seats	Stipend per month
1	Electrical Engg.	6	₹ 10,000/-
2	Mechanical Engg.	22	
3	Electronics Engg.	4	
4	Civil Engg.	7	
5	Computer Science/Computer Application/ Computer Engineering/ Information Technology	4	
6	Safety Engg.	3	
7	Marine Engg.	2	
8	Naval Architecture & Shipbuilding	2	

B. Category – II Technician (Diploma) Apprentices:-

Sl. No.	Discipline	Number of seats	Stipend per month
1	Electrical Engg.	15	₹ 8,500/-
2	Mechanical Engg.	20	
3	Electronics Engg.	6	
4	Instrumentation Engg.	5	
5	Civil Engg.	5	
6	Computer Engg.	4	
7	Commercial Practice	15	

II. MINIMUM EDUCATIONAL QUALIFICATIONS:

A. Category – I Graduate Apprentices:-

- A Degree in Engineering or Technology granted by a Statutory University in relevant discipline.
- A Degree in Engineering or Technology granted by an Institution empowered to grant such degree by an Act of Parliament in relevant discipline.
- Graduate examination of Professional bodies recognised by the State Government or Central Government as equivalent to above.

B. Category – II Technician (Diploma) Apprentices:-

- A Diploma in Engineering or technology granted by a State Council or Board of Technical Education established by a State Government in relevant discipline.
- A Diploma in Engineering or Technology granted by a University in relevant discipline.
- A Diploma in Engineering and Technology granted by an Institution recognised by the State Government or Central Government as equivalent to above.

C. Those candidates having qualifications equivalent to any of the prescribed qualifications should submit Equivalency Certificate issued by the competent authority and without such certificate, their candidature will not be considered.

III. **AGE:** Age limit will be followed as per Apprenticeship Rules.

IV. **RESERVATION OF VACANCIES:** Government of India Directives on reservation applicable for Scheduled Caste (SC)/Scheduled Tribe (ST)/Other Backward Class (OBC)/Persons with Disabilities (PwD) will be strictly followed.

V. **MINIMUM PHYSICAL STANDARDS:** As prescribed in Clause 4 of the Apprenticeship Rule 1992, and amendments thereof if any.

VI. **DURATION OF TRAINING:** The duration of Apprenticeship training will be for a period of one year as per Apprenticeship (Amendment) Act 1973.

VII. **PREVIOUS TRAINING:** Candidates who have already undergone or are currently undergoing apprenticeship under Apprenticeship (Amendment) Act 1973 in any Government or Public Sector or Private industrial organisation are not eligible to apply.

VIII. **SELECTION PROCEDURE:** Shortlisting of candidates will be done based on the percentage of marks obtained in the basic prescribed qualification as applicable to the respective disciplines.

IX. **TRAVEL EXPENSES:** No travel expenses are admissible during apprenticeship training period.

X. **BOARDING/LODGING:** Boarding or lodging will not be provided by CSL during the apprenticeship training period.

XI. **REGISTRATION AND SUBMISSION OF APPLICATION:**

A. Candidates are first required to register in the web portal of NATS (National Apprenticeship Training Scheme) using the link given below for enrollment/registration as apprentices. <https://portal.mhrdnats.gov.in/boat/commonRedirect/registermenunew/registermenunew.action>. Procedure for student enrollment as Apprentice in NATS Portal may be seen at **Annexure-I** given along with this advertisement.

B. After completing enrollment/registration as Apprentices, the candidates have to apply to the respective discipline through the NATS portal against seats notified by CSL (ID No./Registration Number of **COCHIN SHIPYARD LIMITED** in NATS Portal is **SKLERC000007**). Procedure to apply for Apprenticeship training in CSL may be seen at **Annexure-II** given along with this advertisement.

C. In case of any issues/queries related to NATS portal, you may please contact Board of Apprenticeship Training (BOAT) (Southern Region), Chennai, as the NATS portal is instituted by BOAT.

XII. **APPLICATION FEE:**
Nil

XIII. Upon completion of the Apprenticeship period, CSL shall have no obligation to offer employment to such apprentices nor can an apprentice claim right for employment on the grounds of completion of Apprenticeship.

XIV. **IMPORTANT DATES:**

Commencement of Online Application : 05.12.2018

Last Date of Online Application : 20.12.2018

XV. **INCOMPLETE/ERRONEOUS ONLINE APPLICATION AND LATE APPLICATION RECEIVED AFTER DUE DATE WILL BE REJECTED.** No further communication in this regard will be entertained.

FOR ANY CLARIFICATION CANDIDATES MAY CONTACT VIA E-MAIL ID:
apprenticeship@cochinshipyard.com

**“CANVASSING IN ANY FORM WILL BE A DISQUALIFICATION”
“ONLY INDIAN NATIONALS NEED APPLY”**

**Sd/-
CHIEF GENERAL MANAGER (HR&TRG)**

**PROCEDURE FOR ENROLLMENT IN
NATS (NATIONAL APPRENTICESHIP TRAINING SCHEME) PORTAL**

Points to Note:

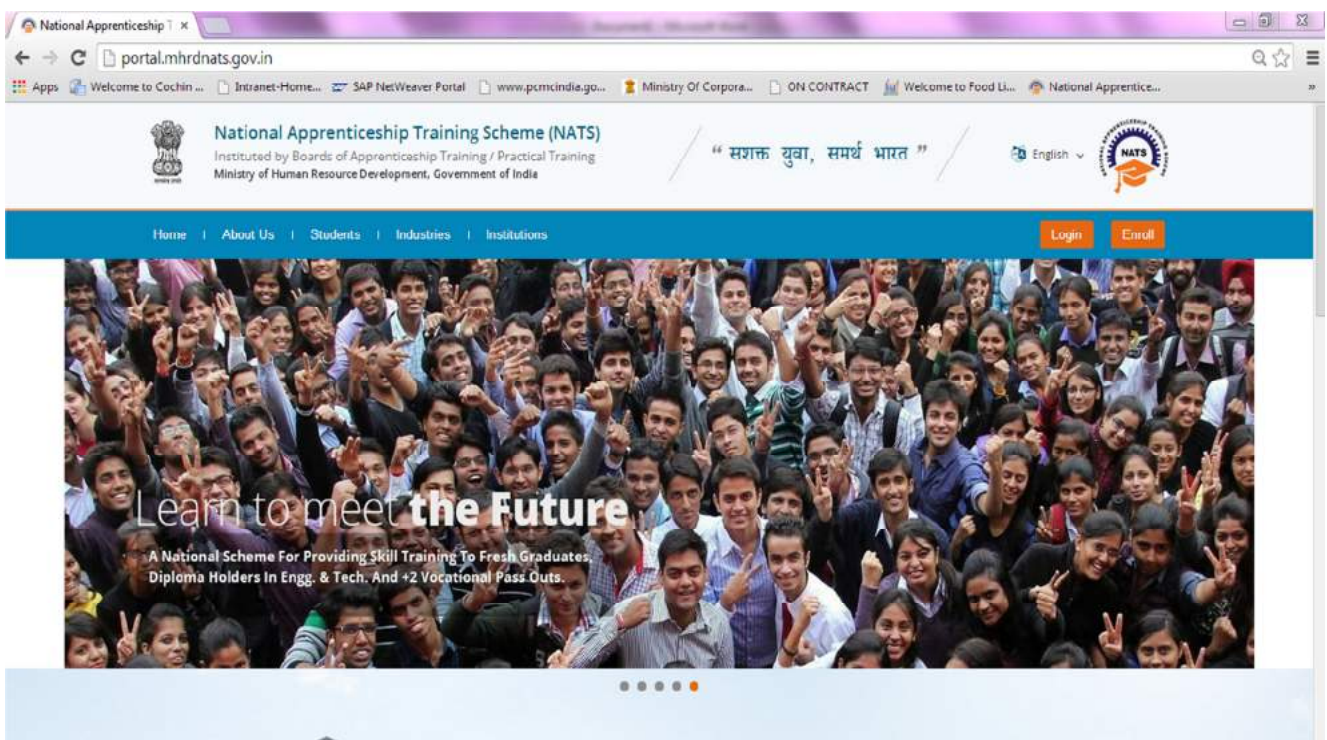
- A candidate should possess any of the following qualifications to enroll himself as an apprentice:
 - Graduation
 - Diploma
- **Checklist for Enrollment**

Candidates should have the following details ready to complete the enrollment process:

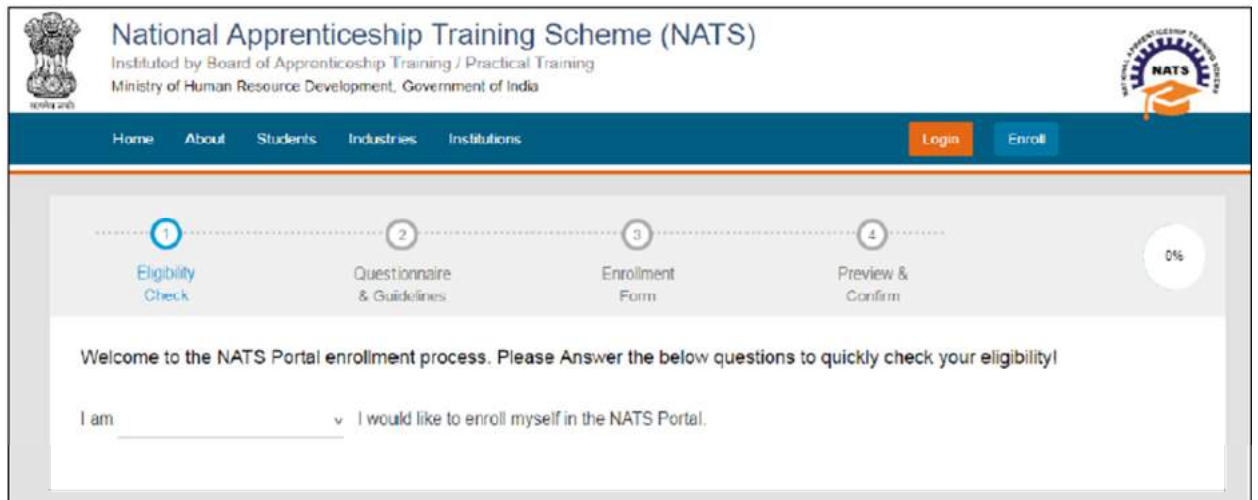
- a) University Reg No./Roll No./Enroll No.
- b) Final Degree/Diploma Certificate/Consolidated Mark sheet (Scanned copy for uploading: Format: PDF, Size: Less than 1 MB)
- c) Name of College/University
- d) Percentage of marks or CGPA
- e) Branch of study
- f) Month and year of passing
- g) Aadhar Card Number
- h) Bank details
- i) Valid personal E-mail ID & Mobile No. (Will be required to send/verify OTP)
- j) Passport size photograph (Scanned copy for uploading: Format: JPEG, Size: Less than 1 MB)

Steps for Enrollment:

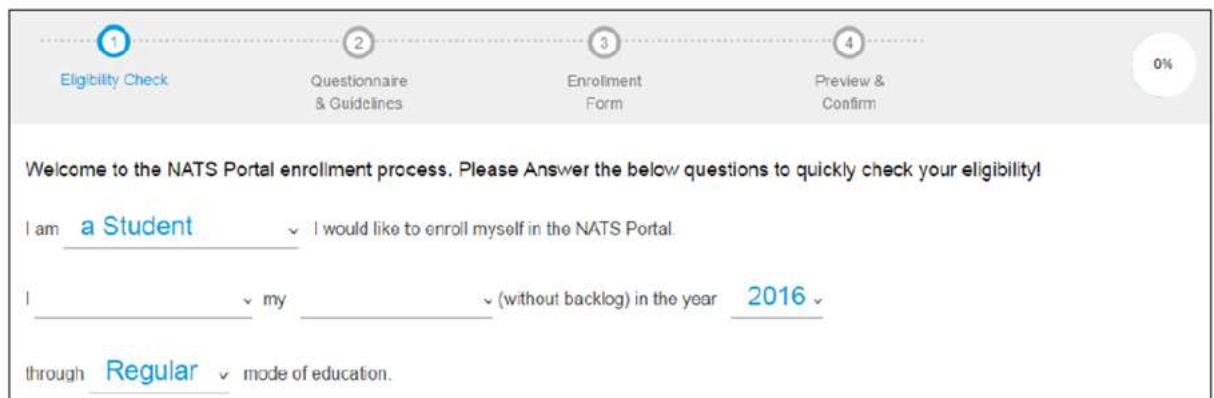
1. Log onto website **portal.mhrdnats.gov.in** and Click on “**Enroll**” tab



- The page appears with **Eligibility Check (1), Questionnaire & Guidelines (2), Enrollment Form (3)** and **Preview & Confirm (4)** sections as shown below.



- In the **Eligibility Check (1)** section, select “**Student**” from the drop-down list. Then other student related questions appear. Answer the questions related to eligibility check for the NATS programme.



- If you are eligible for the programme, the **Congrats! You are eligible to enroll now** message appears and the Let’s get Started area is displayed.

- If you are not eligible for the programme, the **Sorry! You are not eligible to enroll this apprentice Program** message appears.

- Ensure that you have the mandatory documents** and click **I’ve above data**. The Let’s Get Started area is displayed.
- In the **Mobile Number** text box, type your mobile number, and then click **Send OTP**. The One Time Password is sent to the mobile number.
- In the **One Time Password** text box, type the password received on your mobile number, and then click **Continue**. The mobile number is verified and student related fields appear.

*Ps: The One Time Password cannot be used after 2 minutes. To resend the OTP, click **Regenerate OTP**.*

7. Type your name and primary email ID in the **Name of the Student** and **Primary Email ID** fields, respectively, and type a password in the **Setup a Password** and **Confirm Password** fields
 - In case you are unable to complete the process of enrolment, you can log in by using the Email ID and password to complete the process of enrollment later.
 - To view the password as you type, click **Show Password**, and to hide the password, click **Hide Password**.
8. Click **Save and continue**. The **Questionnaire & Guidelines (2)** section appears.
9. Read the guidelines, required enrolment documents and the terms and conditions, and then select the **By clicking this box I agree to the above Terms and Conditions** check box.
10. Click Agree and continue. The **Enrollment Form** section appears with Personal Information, Education Details and Training Preferences tabs.
11. On the Personal Information tab, type or select the required details.

The screenshot displays the 'Enrollment Form' interface. At the top, a progress bar shows four steps: 1. Eligibility Check (25%), 2. Questionnaire & Guidelines (0%), 3. Enrollment Form (10%), and 4. Preview & Confirm. Below the progress bar, there are three tabs: 'Personal Information' (47%), 'Educational Details' (0%), and 'Training Preferences' (11%). The 'Basic Information' section is active and contains the following fields:

- Name of the Student:** NITHIN P P
- Father's Name:** (Empty field)
- Mother's Name:** (Empty field)
- Date of Birth:** (Empty field)
- Adhar card Number:** (Empty field)
- Gender:** Radio buttons for Male, Female, and Others.
- Upload Document (Govt. ID Card):** A field with 'Not Available' text and an 'Upload' button. A note below states: '(File of type PDF and Size maximum of 1MB can only be uploaded)'
- Community:** A dropdown menu with '--Select an option--'.
- Minority Community:** Radio buttons for Yes and No.
- If yes, then specify:** A dropdown menu with '--Select an option--'.
- Person with Disability:** Radio buttons for Yes and No.

The 'Communication Information' section is partially visible at the bottom, with a field for 'Permanent Address'.

12. Click **Save and continue**. The Educational Details tab appears.

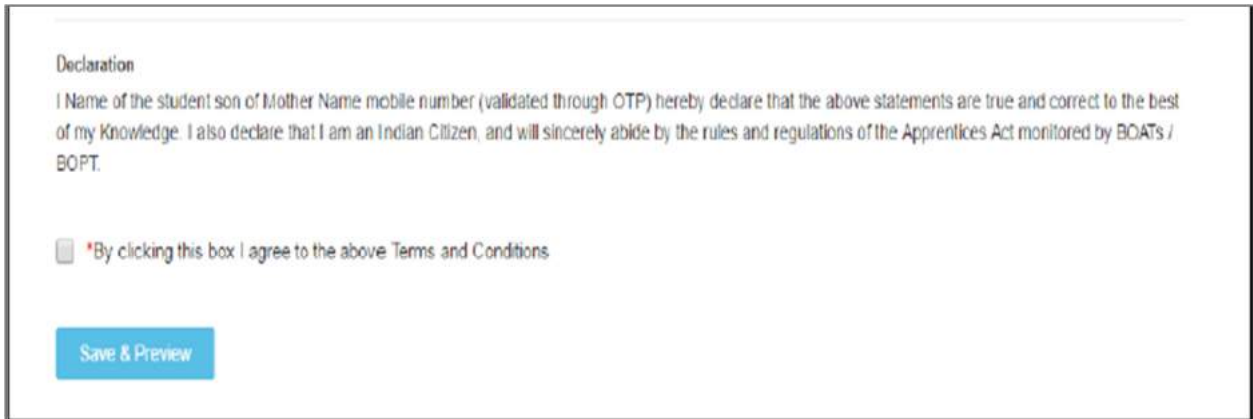
The screenshot shows a registration form with four main steps: 1. Eligibility Check, 2. Questionnaire & Guidelines, 3. Enrollment Form, and 4. Preview & Confirm. A progress indicator shows 50% completion. The 'Educational Details' tab is active, showing two identical sections for 'Graduate' education. Each section includes radio buttons for 'Graduation after(10 + 2)' and 'Graduation after Diploma', with the latter selected. Below are dropdown menus for 'State in which the University belongs', 'Name of the University', and 'University Regn.No/Roll No/Enrol No'. The second section also includes dropdowns for 'State to which College belongs', 'City/District in which College belongs', and 'Name of the College'. At the bottom, there are dropdowns for 'Branch of Engineering', 'Year of Passing' (set to 2015), and 'Month of Passing'. There are also fields for 'Percentage of Marks/CGPA' and 'Class Obtained'.

13. On the **Educational Details** tab, type or select the required details. **Upload qualifying degree/diploma/provisional certificate.**

14. Click **Save and continue**. The Training Preferences tab appears. On the **Training Preferences** tab, type or select the required details.

The screenshot shows the 'Training Preferences' tab, which is the third step in the registration process. The progress indicator shows 75% completion. The 'Training Preferences' tab is active, showing a section titled 'Preference of Training'. This section is divided into two columns: 'Choice of Establishments' and 'Field & Area of Interest'. Both columns contain a list of checkboxes for selection. The 'Choice of Establishments' list includes Manufacturing, Construction, Automobile, Communication, Project Execution, Transportation, and Research & Development. The 'Field & Area of Interest' list includes Processing(Oil Refinery), IT (Hardware), IT (Software), Services(Hospital & Health Care), Services(Education), Services(Hotel Industry), and Services(Engineering).

15. Read the Declaration given at the bottom of the page, and then select the **By clicking this box I agree to the above Terms and Conditions** check box.



Declaration

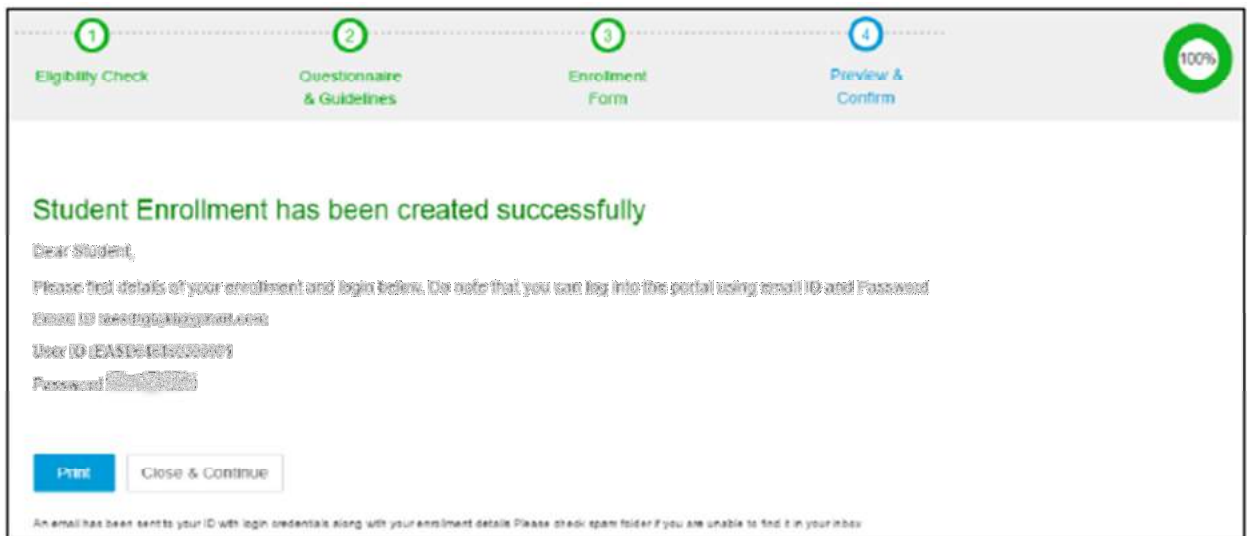
I Name of the student son of Mother Name mobile number (validated through OTP) hereby declare that the above statements are true and correct to the best of my Knowledge. I also declare that I am an Indian Citizen, and will sincerely abide by the rules and regulations of the Apprentices Act monitored by BOATs / BOPT.

*By clicking this box I agree to the above Terms and Conditions

[Save & Preview](#)

16. Click **Save and Preview**. The **Preview & Confirm** section appears.

17. Check all the entered details and click **Submit**. The enrollment is completed and the Enrollment Successful page appears with your **Email ID**, **User ID** and **Password** details.



1 Eligibility Check 2 Questionnaire & Guidelines 3 Enrollment Form 4 Preview & Confirm 100%

Student Enrollment has been created successfully

Dear Student,

Please find details of your enrollment and login below. Do note that you can log into the portal using email ID and Password

Email ID: eead@nats.gov.in

User ID: LEASDE1E1S000001

Password: [XXXXXXXXXX](#)

[Print](#) [Close & Continue](#)

An email has been sent to your ID with login credentials along with your enrollment details. Please check spam folder if you are unable to find it in your inbox.

18. To print the enrollment details, click **Print**.

19. Click **Close & Continue**. The Login page appears as given below. *Candidates can log on the NATS Portal with the enrollment details shown in the print out.*

PROCEDURE TO APPLY FOR APPRENTICESHIP TRAINING IN COCHIN SHIPYARD LTD

1. Log onto NATS Portal using your User ID/E-mail ID and password obtained after enrollment.
2. In the home page **Click On “Establishment Requests” Tab And Select Option “Find Establishment”** from Drop Down Menu.

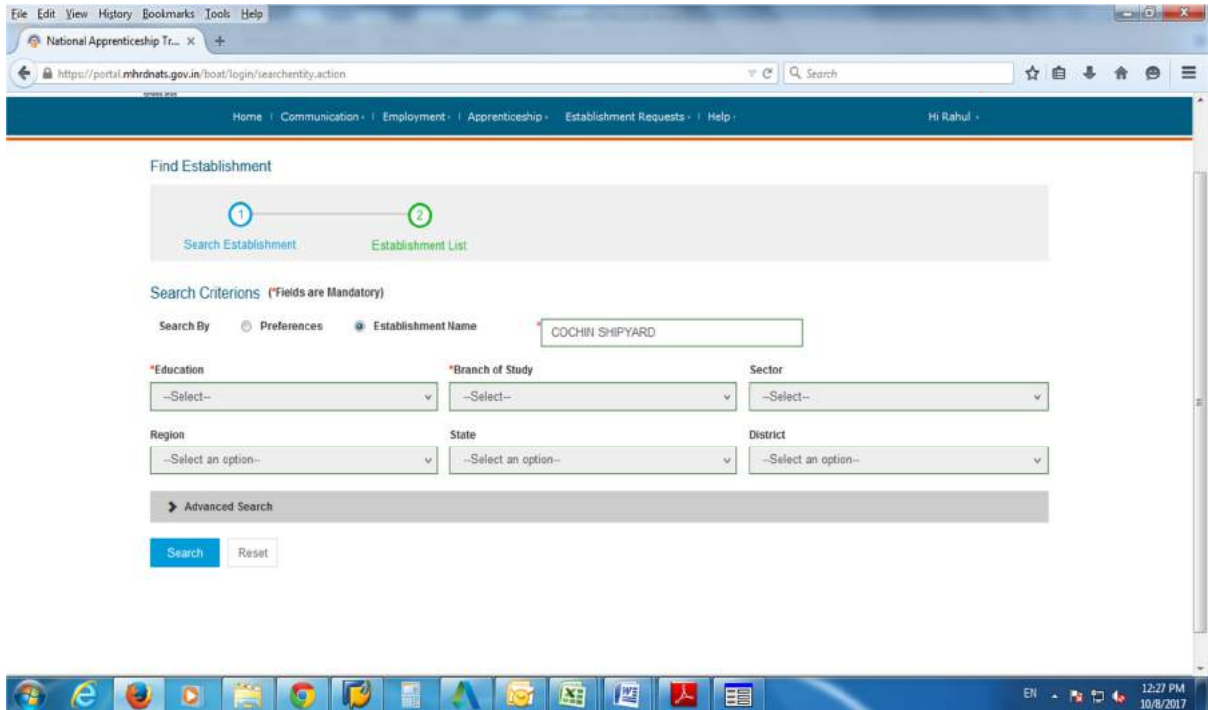
The screenshot shows the NATS portal home page. The user is logged in as 'Hi Rahul'. The 'Establishment Requests' tab is selected, and the 'Find Establishment' option is highlighted in the dropdown menu. The page shows a welcome message, quick access links, related sites, and a table for Atal Pension Yojana.

Age of joining Government	Years of Service	Indicative Monthly Contribution (in Rs.)	Monthly Pension to the subscribers and his spouse (in Rs.)	Indicative Return Corpus to the subscribers (in Rs.)
18	40	250	5,000	5.5 Lakh
20	40	240	5,000	5.5 Lakh
23	35	375	5,000	5.5 Lakh
26	30	577	5,000	5.5 Lakh
30	25	802	5,000	5.5 Lakh
40	20	1,434	5,000	5.5 Lakh

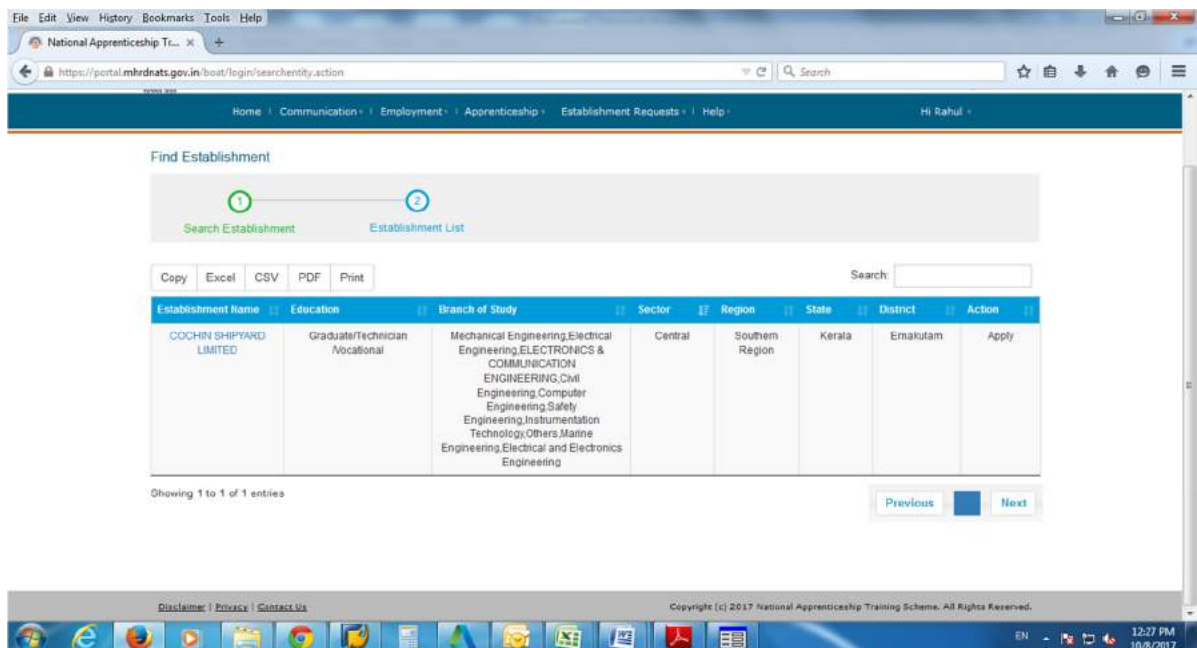
3. Once you click on “Find Establishment”, below page appears with two “Search Criterions”. i.e. Options to Search by 1) Preferences and 2) Establishment Name

The screenshot shows the NATS portal 'Find Establishment' page. The 'Search Criterions' section is visible, showing options to search by 'Preferences' (selected) or 'Establishment Name'. There are dropdown menus for Education, Branch of Study, Sector, Region, State, and District.

- Among the Search criterion options select Establishment Name, type Cochin Shipyard Limited and click on option “Search”.



- Once you click on “Search” below page appears listing current openings in Cochin Shipyard Limited. **Click on Establishment name “Cochin Shipyard Limited”** (First column) and Select **“Apply”** button given at the bottom of the page.



- Once you click on “Apply” button a message appears as given below “**Successfully applied for the training position. Based on availability, you will be contacted by the Establishment**”.

The screenshot shows the NATS portal interface. At the top, there is a navigation bar with the NATS logo and the text "National Apprenticeship Training Scheme (NATS) Instituted by Board of Apprenticeship Training / Practical Training Ministry of Human Resource Development, Government of India". Below this, a green message states: "Successfully applied for the training position. Based on availability, you will be contacted by the establishment".

The main content area displays the following information:

COCHIN SHIPYARD LIMITED / SKLERC000007

Assessment details for the financial year: 2017

Department Id	Department Name	Graduate Count	Technician Count	Vocational Count
103	CIVIL ENGINEERING	12	7	0
115	COMPUTER ENGINEERING	8	4	0
186	ELECTRICAL AND ELECTRONICS ENGINEERING	0	0	0
113	ELECTRICAL ENGINEERING	12	20	0
206	ELECTRONICS & COMMUNICATION ENGINEERING	9	8	0
145	INSTRUMENTATION TECHNOLOGY	0	7	0
125	MARINE ENGINEERING	2	0	0
108	MECHANICAL ENGINEERING	25	26	0
555	OTHERS	0	18	0

- For detailed information, visit link shown below:
http://mhrdnats.gov.in/sites/default/files/NATS_User_Manual_Student_Enrol.pdf

**FOR ANY QUERIES, CANDIDATES MAY CONTACT
 VIA E-MAIL ID: apprenticeship@cochinshipyard.com**